



Investment
Management

Riding Out Market Events

MAKE MARKET VOLATILITY WORK FOR YOU



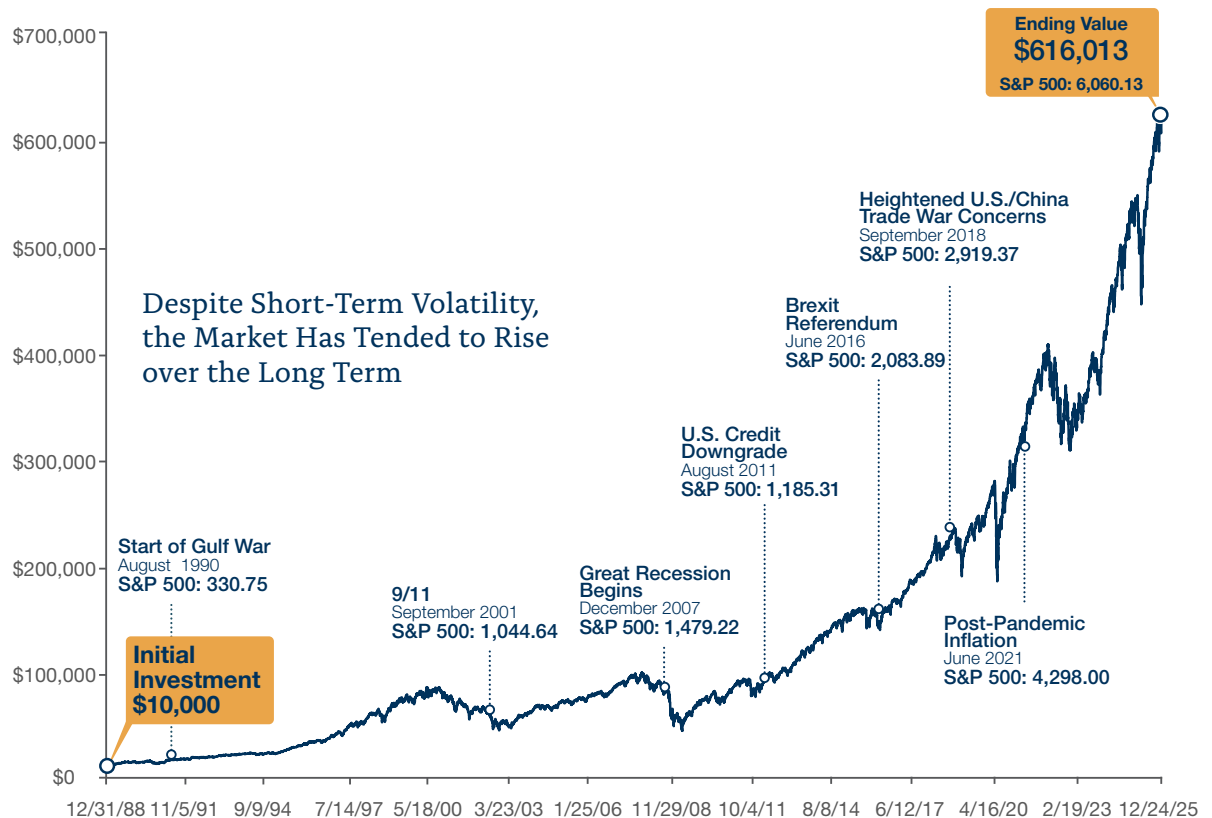
Keep it in perspective

Volatility is the short-term fluctuation in price or value of a specific investment or financial market. It's nearly impossible to eliminate, and most individuals understand that some level of volatility comes with the territory, when investing for the long term. While these fluctuations can be unnerving, they also present opportunity. Balancing more aggressive investments with lower-risk options can help create a more stable investment portfolio, designed to take advantage of the potential opportunities created by market fluctuations.

Market dips, even the most severe, are generally short-lived. Using the past three decades as an example, the stock market experienced numerous ups and downs along the way. Despite periodic declines, the financial markets have tended to rise over the long term.¹ Keeping volatility in perspective and being prepared for market shifts may help you stay committed to your long-term goals—which could help increase your potential return over time.

Short-Term Volatility Has Led to Long-Term Opportunity¹

Growth of \$10,000 in the S&P 500® Index (12/31/88 – 12/31/25)

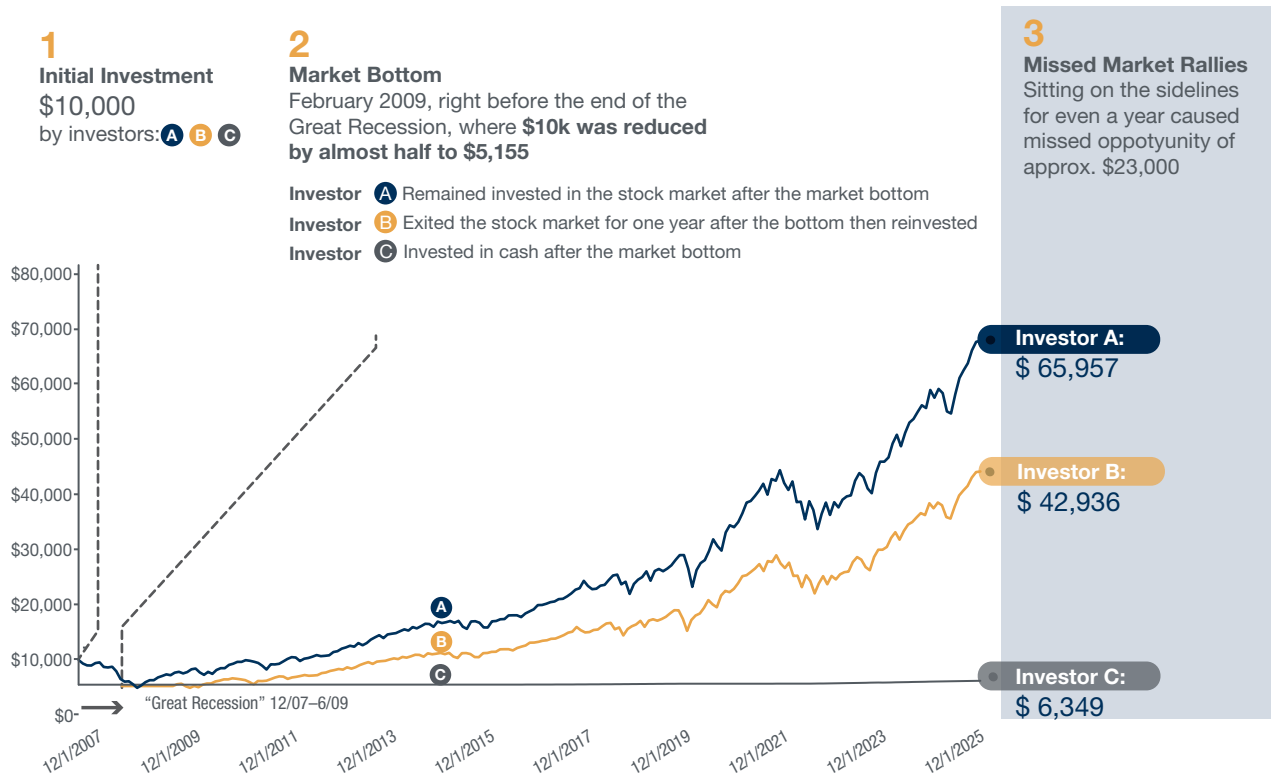


It's "time in," not "timing" the market

During a volatile market, it may be tempting to sit on the sidelines and wait until things get better. However, no one can predict what the market will do a day, a week, or even a year from now. So, "timing" the market in the short term may not be as prudent as maintaining "time in" the market.

Attempts to Time the Market May Lead to Missed Market Rallies²

December 2007 – December 2025



Invest with volatility in mind

Market fluctuations can make it difficult to determine the best time to invest. An automatic investment strategy, like dollar-cost averaging, may have the potential to help take the emotion out of investing. By investing a set amount at regular intervals, you buy more shares when the price is lower and fewer

when the price is higher, helping you to manage the risk of trying to time the market.³ Even though dollar-cost averaging does not guarantee a profit or protect against losses in a declining market, this investment technique has been effectively tested over time, as illustrated in the chart below.

Investing over Time vs. a Single Investment³

● Single Investment Strategy

Investing \$24,000 at one time

Total shares purchased: **1,411.76** Average cost per share: **\$17.00**

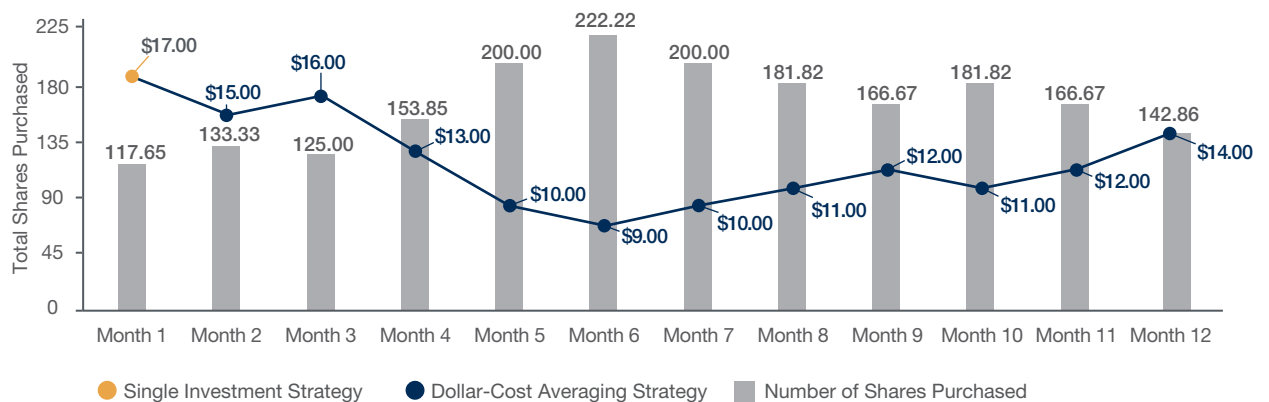
● Dollar-Cost Averaging Strategy

Investing \$2,000 per month for one year

Total shares purchased: **1,991.88** Average cost per share: **\$12.05**

Through dollar-cost averaging, the average cost per share was **\$12.05 vs. \$17.00**, purchasing **1,991.88** shares.

That's **580.12** more shares than the single investment strategy.



Take advantage of market opportunities

Market volatility is inevitable. However, by increasing awareness around the ups and downs of the market, maintaining your long-term goals, and taking the emotion out of investing, you can better position yourself to take advantage of the opportunities that may arise. Your financial professional is an excellent resource, as you look to review your investment plan and make any necessary updates or revisions.

For more information, contact your financial professional or visit us at: nylim.com

About risk

All investments are subject to market risk, including possible loss of principal. Past performance is no guarantee of future results.

Sources:

1. Morningstar, 12/31/25. This information is for illustrative purposes only and is not indicative of any investment. Past performance is no guarantee of future results. An investor cannot invest directly in an index.
2. Morningstar, 12/31/25. The stock market is represented by the S&P 500[®] Index, which is an unmanaged group of securities considered to be representative of the stock market in general. Cash is represented by the 30-day U.S. Treasury bill. Treasury securities are backed by the full faith and credit of the U.S. government, as to payment of principal and interest if held to maturity. The data assumes reinvestment of income and does not account for taxes or transaction costs. Stocks have been more volatile than bonds or cash. Holding a portfolio of securities for the long term does not ensure a profitable outcome, and investing in securities always involves risk of loss. Past performance is no guarantee of future results. It is not possible to invest in an index.
3. New York Life Investment Management, 12/31/25. This hypothetical example shows how dollar-cost averaging may work in a down market. It is for illustrative purposes only and does not reflect the actual performance of any investment product. Dollar-cost averaging does not guarantee a profit or protect against losses in a declining market. Investors should consider their ability to continue purchases through periods of low price levels.

For more information

888-474-7725

nylim.com



This material is provided as a resource for information only. Neither New York Life Insurance Company, New York Life Investment Management LLC, their affiliates, nor their representatives provide legal, tax, or accounting advice. You are urged to consult your own legal and tax advisors for advice before implementing any plan.

“New York Life Investment Management” is the brand name and service mark used to represent a group of affiliated investment advisers of New York Life Insurance Company, including New York Life Investment Management LLC, a registered investment adviser. Securities distributed by NYLIFE Distributors LLC, 30 Hudson Street, Jersey City, NJ 07302, Member FINRA/SIPC.

NOT FDIC INSURED | MAY LOSE VALUE | NO BANK GUARANTEE